



**STUDENT ENGAGEMENT**

**65,025**  
**STUDENT  
INTERACTIONS**

Duplicate count

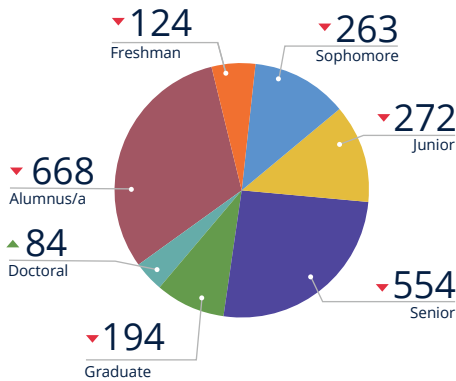
**PARTICIPATION**

- ▲ **4,880** Career fairs
- **388** Employer-led Professional Development Institute (EPDI)
- ▼ **379** Internship experiences
- ▲ **11,924** Professional development workshops
- ▲ **2,162** Recruitment events (e.g. info sessions)
- ▼ **110** Student Worker Training
- ▲ **4,723** Tabling outreach

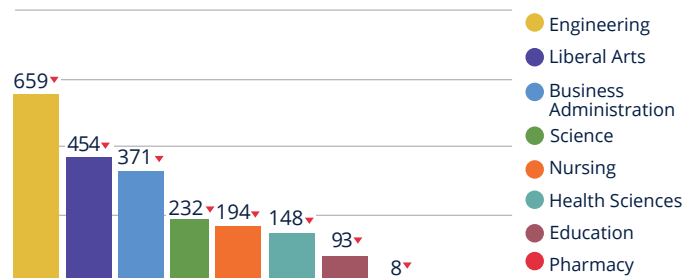
**RESOURCE UTILIZATION**

- ▲ **190** Career advising
  - ▲ **75** Career closet rentals
  - ▼ **2,625** Job search/general assistance
  - ▲ **77** Mock interviews
  - ▼ **98** On-campus interviews
  - ▲ **702** Professional head shots
  - ▼ **1,989** Résumé reviews
- 
- ▲ **9,765** Social media followers
  - ▲ **24,938** Social media engagement

**CLASSIFICATION BREAKDOWN**



**ACADEMIC COLLEGE BREAKDOWN**



**CAREER CENTER EVENTS**

- ▲ **8** Career fairs
- **1** Dinner etiquette
- ▲ **44** Employer-led sessions
- ▲ **50** Instagram live professional interviews
- ▼ **348** Professional development workshops
- ▲ **61** Tabling outreach

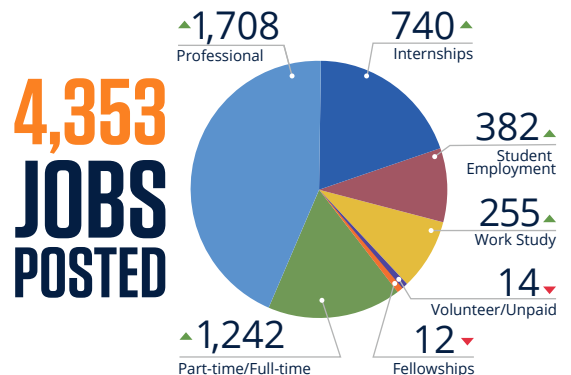
**EMPLOYER ENGAGEMENT**

**1,520**  
**EMPLOYER  
INTERACTIONS**

Duplicate count

- ▲ **589** New employers in Job Mine
- ▲ **459** Career fair attendees
- ▲ **423** Employer events
- **31** Employer-led Professional Development Institute (EPDI) sessions
- **16** Etiquette corporate partners

**12,312 JOB APPLICATIONS**



▲ = Increase from last year, ▼ = Decrease from last year, ○ = No Comparison  
UTEP Enrollment: (Fall 2021- 24,003), (Spring 2022- 22,336), (Summer 2022- 10,786)

\* The University Career Center resumed in-person operations 6/1/2021 as a result of the pandemic. In-person attendance impacted this period.